



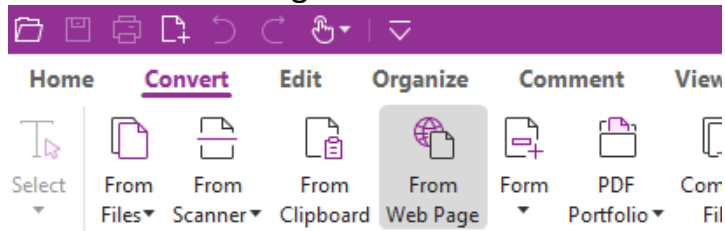
### **Title: How to Create a PDF from a Web Page**

#### Task:

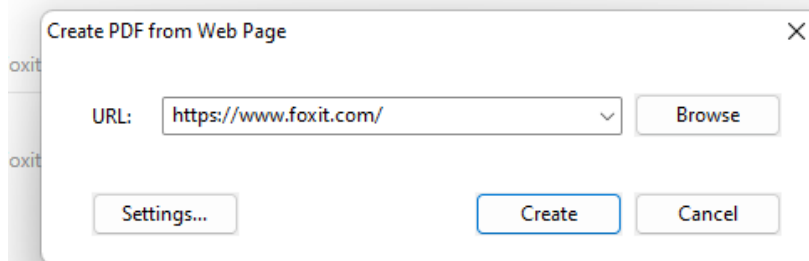
By following these instructions, you'll be able to create a PDF file from a Web page. This method uses Convert From Web Page feature.

#### Instructions:

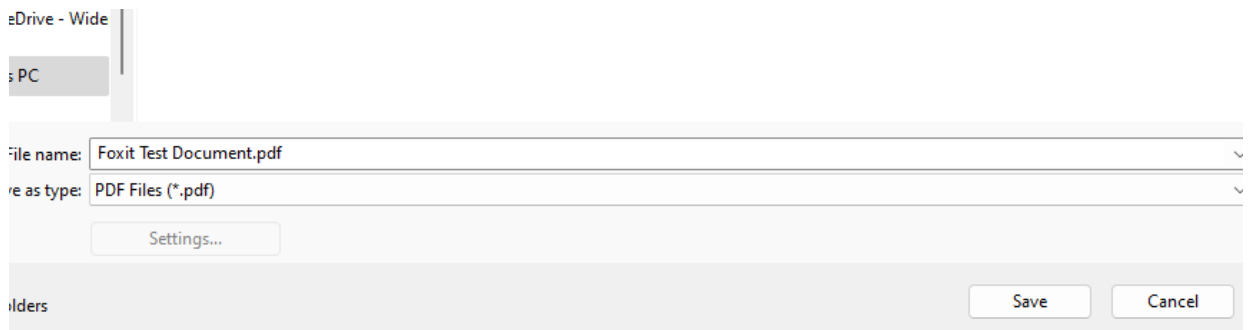
1. Open Foxit PDF Editor.
2. Click the Convert tab.
3. Click From Web Page.



4. Enter the URL for the desired Web page and click Create.



5. Foxit will convert the Web page to a PDF file.
6. Click File; click Save As.
7. Browse to where you would like to save the file.
8. Enter a name for your file and click Save.



9. Foxit will open and display the new PDF file.

Video Link:

[how to create pdf on mac and windows | Foxit](#)

Outcome:

Hopefully this information has been useful. If not, or you still have questions, please don't hesitate to contact CWLaw Client Experience.